

TestkingIT

Testking IT

> Contact Us

Login / Register

Search...



HOME

ALL VENDORS

★ GUARANTEE

? FAQ

TESTIMONIALS

CART (0)



Try **Desktop Test Engine** before you buy

We're not the only ones **happy** about TestKingsIT Practice Material ...

48236+ customers in 100+ countries use TestKingsIT Test Engine. Meet our customers.



<http://www.testkingit.com/>

Latest practice material - Exam Cram - TestKingIT

Exam : **400-351**

Title : **CCIE Wireless Written**

Vendor : **Cisco**

Version : **DEMO**

NO.1 In a Cisco Unified Wireless Network environment, which two of these are required in order for clients to connect with MCS data rates? (Choose two.)

- A. EDCF
- B. client MFP
- C. multiple spatial streams
- D. AES-CCMP
- E. 40-MHz channels

Answer: AD

NO.2 Which two statements about the FastLocate feature in CMX are true? (Choose two.)

- A. CMX FastLocate is applicable only to local mode access points and not to FlexConnect mode access points.
- B. For resiliency purposes, when using CMX FastLocate, all devices (APs, WLC, CMX) must be synchronized to different clock sources.
- C. CMX FastLocate is a feature supported only by Wave2 access points.
- D. RSSI from data packets and probe frames, when available, is used for calculating location.
- E. CMX FastLocate technology enables quick location refresh for connected Wi-Fi clients.

Answer: DE

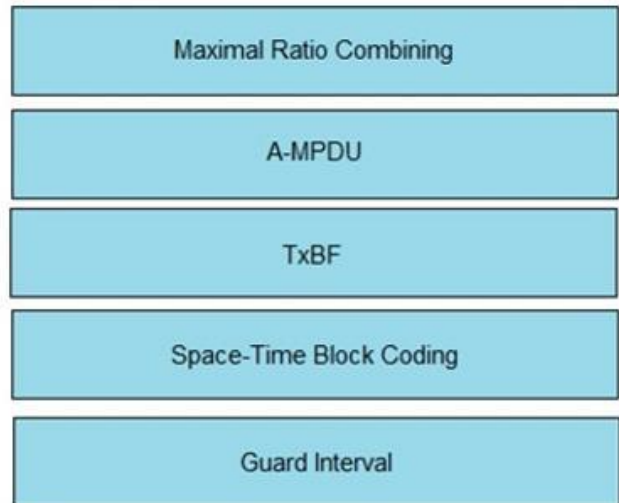
NO.3 Drag and Drop Question

Drag and drop the RF features from the left onto the correct descriptions on the right.

Answer Area

Guard Interval	Processes the signal received between the antennas into the best possible signal
Maximal Ratio Combining	Can detect errors in an individual PDU frame and requires the retransmission of only the frame that has the errors
A-MPDU	A method whereby the same information is transmitted on two or more antennas
TxBF	Creates an antenna array to improve the signal transmitted to the receiver
Space-Time Block Coding	Prevents inter-symbol and inter-carrier interference

Answer:

Answer Area

NO.4 which two option describe implication of deploying autonomous APs in repeater mode? (choose two)

- A. The Ethernet port is disabled in repeater mode
- B. You can configure multiple VLANs on repeater access point
- C. You should disable Cisco Aironet extensions on the parent(root) AP and on the repeater APs
- D. The infrastructure SSID should be assigned to the native VLAN

Answer: AD

NO.5 Which two functions of a VTEP enable the stretch of a broadcast domain over a DCI? (Choose two.)

- A. Encapsulate VM traffic within an IP header
- B. Enable RSTP in the VxLAN overlay
- C. Route native VxLAN traffic
- D. Check a VM MAC Address in the Overlay and map it to an IP address
- E. Send encapsulated VxLAN traffic across an IP network.

Answer: AE

NO.6 During 802.1X authentication, how is the 802.11i Pairwise Master Key delivered to the client supplicant?

- A. via a TLS tunnel
- B. encrypted with the EAPOL Key Encryption Key
- C. via a secure LWAPP control channel
- D. unencrypted
- E. it is not transmitted

Answer: E

NO.7 Which statement about network automation and/or network orchestration is true?

- A. Automation focuses on coordinating multiple tasks at the same time.

- B. Orchestration and automation focus on a single task at a time.
- C. Orchestration focuses on coordinating multiple tasks at the same time.
- D. Automation and orchestration focus on coordinating multiple tasks at the same time.

Answer: C

NO.8 During the startup Wizard process on the Cisco 57760 WLC, which two configuration are required within the configuration dialogue to ensure basic network connectivity of the controller to the management network? (choose two)

- A. configuration of the controller Hostname
- B. configuration of the enable secret password
- C. configuration of the network time protocol server
- D. configuration of the GigabitEthernet 0/0 interface
- E. configuration of the wireless management interface

Answer: BD

NO.9 Refer the exhibit Wireless voice users on VLAN 2150 report poor voice quality during heavy network usage. The WLC is configured correctly. Given the configuration in the exhibit, which possible cause of the problem is true?

```

!
interface TenGigabitEthernet2/3/2
 description wlc15
 switchport
 switchport trunk allowed vlan 172,2149-2157,2175-2178,2182,2183,2185,2186,2300
 switchport trunk allowed vlan add 2301
 switchport mode trunk

513E.G.R046-6500-1#show run int vlan 2150
!
interface Vlan2150
 description Wireless Voice users
 ip address 10.64.0.10 255.255.255.0

513E.G.R046-6500-1#show mls qos
 QoS is enabled globally
 Policy marking depends on port_trust
 QoS ip packet dscp rewrite enabled globally
 QoS serial policing mode disabled globally
 Input mode for GRE Tunnel is Pipe mode
 Input mode for MPLS is Pipe mode
 QoS Trust state is CoS on the following interface:
 Te1/5/4 Te1/5/5 Te1/6/5 Te2/5/4 Te2/5/5 Te2/6/5 Po10 Po20
 Vlan or Portchannel(Multi-Ear1) policies supported: Yes
 Egress policies supported: Yes
 QoS 10g-only mode supported: Yes [Current mode: Off]





```

- A. MLS QoS is not enabled on the switch.
- B. VLAN 2150 is not allowed on the trunkport of the switch
- C. The WLC switch port dose not trust CoS values for Voice traffic that traverses the WLC
- D. The wireless voice VLAN does not have the proper QoS settings.

Answer: C









NO.10 Drag and Drop Question

What do these icons represent on a WCS floor map? Drag each icon on the left to its corresponding meaning on the right.

	<input type="text"/>	an AP with a major fault
	<input type="text"/>	an AP that has been administratively disabled
	<input type="text"/>	an unassociated AP
	<input type="text"/>	an unreachable AP

Answer:

What do these icons represent on a WCS floor map? Drag each icon on the left to its corresponding meaning on the right.

	<input type="text"/>		<input type="text"/>
	<input type="text"/>		<input type="text"/>
	<input type="text"/>		<input type="text"/>
	<input type="text"/>		<input type="text"/>

NO.11 You have been asked to change your 7925 wireless IP phone scan mode from "auto" to "continuous". Which two statements about "continuous" scan mode are true? (Choose two.)

- A. The mode is recommended for environments where frequent roams occur or where smaller cells (pico cells) exist.
- B. The phone scans only when on a call or when the signal strength (RSSI) is low.
- C. The phone scans continuously, even when it is not in a call.
- D. The phone scans only when the basic service set is lost.
- E. Idle battery life is increased slightly when using this scan mode because the client does not have to send any association probe requests.

Answer: AC

NO.12 What happens to the traffic between two users with the same SSID when peer-to-peer blocking is disabled?

- A. traffic is dropped from wireless user to wireless user
- B. traffic is forwarded to the upstream VLAN; the device above the controller decides what action to

take regarding the packets

- C. traffic is bridged on the same controller
- D. traffic is inspected by the controller for malicious attacks

Answer: C

NO.13 In Cisco Prime, if managing software images for inventory devices, which two software image management processes are available for Cisco Unified WLCs? (Choose two.)

- A. image upgrade/distribution
- B. image upgrade analysis
- C. image import from protocol
- D. image import from device
- E. image recommendation

Answer: AC

NO.14 Which role does the Wi-Fi Alliance fulfill regarding WLANs?

- A. creates global interoperability for wireless channels and spectrum
- B. maintains and creates the protocol standards by which wireless devices work
- C. ensures that wireless products that are available to consumers provide the features that the products claim to have
- D. creates strict regulations

Answer: C

NO.15 Which two statements about AP Local Authentication by FlexConnect AP in standalone mode are true? (Choose two.)

- A. A FlexConnect AP in standalone mode cannot be configured to perform full 802.1X authentication to a backup RADIUS server.
- B. Should a WAN outage occur, having the RADIUS server located inside the branch will not represent any advantages for the clients with regards of the wireless services that they will be able to access
- C. When using EAP-TLS, a FlexConnect group must be created so that the Cisco Wireless LAN Controller can push the certificates to the FlexConnect AP in the FlexConnect Group.
- D. From AireOS release 8.0, Cisco Extended Keying Groups (CEKG) is a supported Local Authentication Protocol when deploying FlexConnect.
- E. Only LEAP, EAP-FAST, PEAP, and EAP-TLS authentications are supported.

Answer: CE

NO.16 Which command stops all CMX Services?

- A. service msed stop
- B. cmxctl stop
- C. stop service msed
- D. stop service cmxctl

Answer: B

NO.17 What two statements are true with regards to the UNII brands? (choose two)

- A. All channels in the UNII-2 band require DFS and TPC
- B. The UNII-3 band provides channel that are spaced 20 MHz apart
- C. The channels in UNII-3 band require DFS and TPC
- D. The UNII-1 band provides 4 non-overlapping channels
- E. Different channels within the UNII-1 band have different restrictions including transmit power antenna gain antenna style usage

Answer: AD

NO.18 Refer to the exhibit. Which feature (and associated show output) is seen here?

```
Client Interface Mac: 00:01:02:03:04:05
Measurement Duration: 90 seconds
Timestamp 1st Jan 2006, 06:35:80

UpLink Stats
=====
Average Delay (5sec intervals).....35
Delay less than 10 ms.....20
Delay bet 10 - 20 ms.....20
Delay bet 20-40 ms.....20
Delay greater than 40ms.....20
Total packet Count.....80
Total packet lost count (5sec).....10
Maximum Lost Packet count (5sec).....5
Average Lost Packet count (5secs).....2
DownLink Stats
=====
Average Delay (5sec intervals).....35
Delay less than 10 ms.....20
Delay bet 10 - 20 ms.....20
Delay bet 20-40 ms.....20
Delay greater than 40 ms.....20
Total packet Count.....80
Total oacket lost count (5sec).....10
Maximum Lost Packet count (5sec).....5
```

- A. Controller>show client detail 00:01:02:03:04:05 all
- B. Controller>show client tsm 802.11a 00:01:02:03:04:05 all
- C. Controller>show ap stats 802.11a 00:01:02:03:04:05 all
- D. Controller>show client wmm 802.11a 00:01:02:03:04:05 all

Answer: B

NO.19 When creating a guest account on Cisco identity Services Engine.

Which option in the sponsor portal allows for the guest credentials to be used for RADIUS authentication without requiring the guest user to log into the guest portal ?

- A. Set the Guest role to Guest
- B. Set the Guest role to Activated guest
- C. Set the Time Profile to Radius 1Day
- D. Check the box to send email not send email notification id the guest user name is based on the email address.

Answer: B

NO.20 When aggressive load-balancing is enabled on the WLAN, by default how many clients must connect before the load-balancing kicks in?

- A. 10
- B. 3
- C. 12
- D. 5

Answer: D

NO.21 Refer to the exhibit. APs on VLAN 2100 can get IP address but cannot register to the WLC.

The IP address of the WLC management interface is 24.244.4.227.

Which option is the correct DHCP option 43 configuration?

```
Ip dhcp pool vlan 2100
Network 10.63.7.0 255.255.255.0
Default-router 10.63.7.1
Option 43 hex f104.18f4.1cd8
```

- A. f10412f41cd9
- B. f10418f404227
- C. f10818f41cd0a181cf4a01c
- D. f10418f404e3
- E. f1040a3f0701

Answer: D

NO.22 With the introduction of mDNS policies in AireOS release 8.0, the administrator can configure to identify who uses the Bonjour service instances and in which location. Based on user 802.1x authentication. aAAA server/ISE can be configured to return which two possible values in the form of a "CISCO-AV-PAIR"? (Choose two.)

- A. Client-role
- B. User-role
- C. User-ID

D. Bonjour-profile

E. Client-location

Answer: BD

NO.23 Drag and Drop Question

Drag and drop the rogue detection "technique" on the left to the appropriate description on the right.

RLDP	The AP scans all configured channels every 12 seconds. Only deauthentication packets are sent in the air with an AP configured this way. The AP can detect rogues, but it cannot connect to a suspicious rogue as a client
Rogue Detector	An active AP moves to the rogue channel and connects to the rogue as a client. The process of trying to validate that there is a network attached rogue could be service interrupting depending on your AP layout
Monitor Mode	The AP radio is turned off, and the AP listens to wired traffic only. The AP listens for ARP packets in order to determine the layer 2 addresses of identified rogue clients or rogue AP's sent by the controller.

Answer:

	Monitor Mode
	RLDP
	Rogue Detector

NO.24 You have configured your guest SSID to use MAC-filtering Layer 2 authentication. Under the Cisco Unified Wireless Guest Solution using auto-anchor, which component is responsible for communications with RADIUS servers?

A. Prime Infrastructure

B. Foreign WLC

C. Anchor WLC

D. Lightweight AP

Answer: C

NO.25 Refer to the exhibit.

```
(controller) >show ap summary
```

```
Number of APs: 1
```

```
Global AP User Name: Not configured
```

```
Global AP Dot1x User Name: Not configured
```

AP Name	AP Model	Ethernet MAC	Radio MAC	State
LAP-3700-2	3702	7cad.74ff.2e96	08cc.68b4.4490	Registered

```
(controller) >show ap config general LAP-3700-2
```

```
Cisco AP Name..... LAP-3700-2
```

```
IP Address..... 192.168.1.2
```

```
AP mode ..... Local
```

You are setting up a virtual wireless. LAN controller and you join the APs to the WLC. However, upon testing, you realize that none of the SSIDs configured are visible. You check and verify that:

■ The APs have joined.

■ The SSIDs are enabled.

■ The APs are enabled.

■ The radios are also enabled.

Based on the above output, which reason for this issue is true?

- A. The EULA has not been accepted in the WLC.
- B. AP model 3700 is not supported by the virtual WLC.
- C. The SSIDs might be configured to not broadcast.
- D. The mode of the AP is set to local.

Answer: B