

# TestkingIT

Testking IT

[Contact Us](#) [Login / Register](#)

- [HOME](#)
- [ALL VENDORS](#)
- [★ GUARANTEE](#)
- [? FAQ](#)
- [TESTIMONIALS](#)
- [CART \(0\)](#)



Try **Desktop Test Engine** before you buy

We're not the only ones **happy** about TestKingsIT Practice Material ...

48236+ customers in 100+ countries use TestKingsIT Test Engine. Meet our customers.

- iMessenger
- VOREED
- GetCustom
- JET ORANGE
- iCompany
- Paradoxx



<http://www.testkingit.com/>

Latest practice material - Exam Cram - TestKingIT

**Exam :** E20-011

**Title :** Storage Networking Design and Management

**Vendors :** EMC

**Version :** DEMO

1. In a requirements analysis, what are classified as external requirements?

- A. Availability and reliability
- B. Delivery and standards
- C. Portability and interoperability
- D. Privacy and legislative

Answer: D

2. In a FC SAN, what is an advantage of using copper media instead of optical media?

- A. Better signal-to-noise ratio for short distances
- B. Higher speed
- C. Larger frame payload
- D. Longer distances are supported

Answer: A

3. A pair of ISLs is configured between two Fibre Channel switches with trunking enabled. The trunk is carrying the I/O traffic from multiple hosts generating a total of 3,200 IOPS each, with a block size of 4 KB. Assuming 2 Gb links, which percentage represents the best estimate of ISL utilization?

- A. 1
- B. 3
- C. 10
- D. 20

Answer: B

4. A pair of ISLs is configured between two Fibre Channel switches with trunking enabled. The trunk is carrying the I/O traffic from several hosts generating a total of 3,000 IOPS with a block size of 32 KB. Assuming 2 Gb links, what is the ISL utilization?

- A. 3%
- B. 25%
- C. 50%
- D. 90%

Answer: B

5. What is a benefit of Kerberos over other authentication protocols?

- A. Client can provide its own privilege information, reducing authentication traffic
- B. Ensures a user will not be disconnected from a share because tickets do not expire
- C. Stores file system ACLs for the domain environment
- D. User ID and password information is never stored on the Kerberos server

Answer: A

6. A company has a PC with an IP address of 10.124.15.111. The PC needs to communicate with a NAS device at the IP address 10.123.12.54. Which OSI protocol layer is responsible for directing the packets from the client to the NAS device?

- A. IP
- B. NFS
- C. TCP
- D. UDP

Answer: A

7. A company has several servers accessing an in-house application on iSCSI storage using NICs and iSCSI initiator software. Processor utilization on several of the servers is excessively high and is beginning to impact performance. What can alleviate the performance problem?

- A. Increase the cache on the storage array
- B. Increase the network bandwidth
- C. Install an additional network card in the hosts
- D. Install iSCSI HBAs in the hosts

Answer: D

8. What is the most important design consideration when sizing the disk capacity requirements?

- A. Amount of cache available
- B. Disk space required by the application
- C. IOPS required by the application

D. Remote replication requirements

Answer: C

9. Which risk poses the greatest threat to the implementation of a storage infrastructure?

- A. Lack of vendor support for the rollout
- B. No security policy for remote support procedures
- C. No standardized tools, templates, or methodologies
- D. The new application does not provide the expected functionality

Answer: C

10. Which process ensures that storage service exceptions are identified, tracked, and resolved?

- A. Availability Management
- B. Capacity Management
- C. Configuration Management
- D. Incident Management

Answer: D

11. Which storage software stack functionality addresses high availability and continuous operations requirements of a storage networking environment?

- A. Device discovery and management
- B. Heterogeneous device interoperability
- C. Intelligent caching
- D. Real time replication

Answer: D

12. What is classified as an externally networked application?

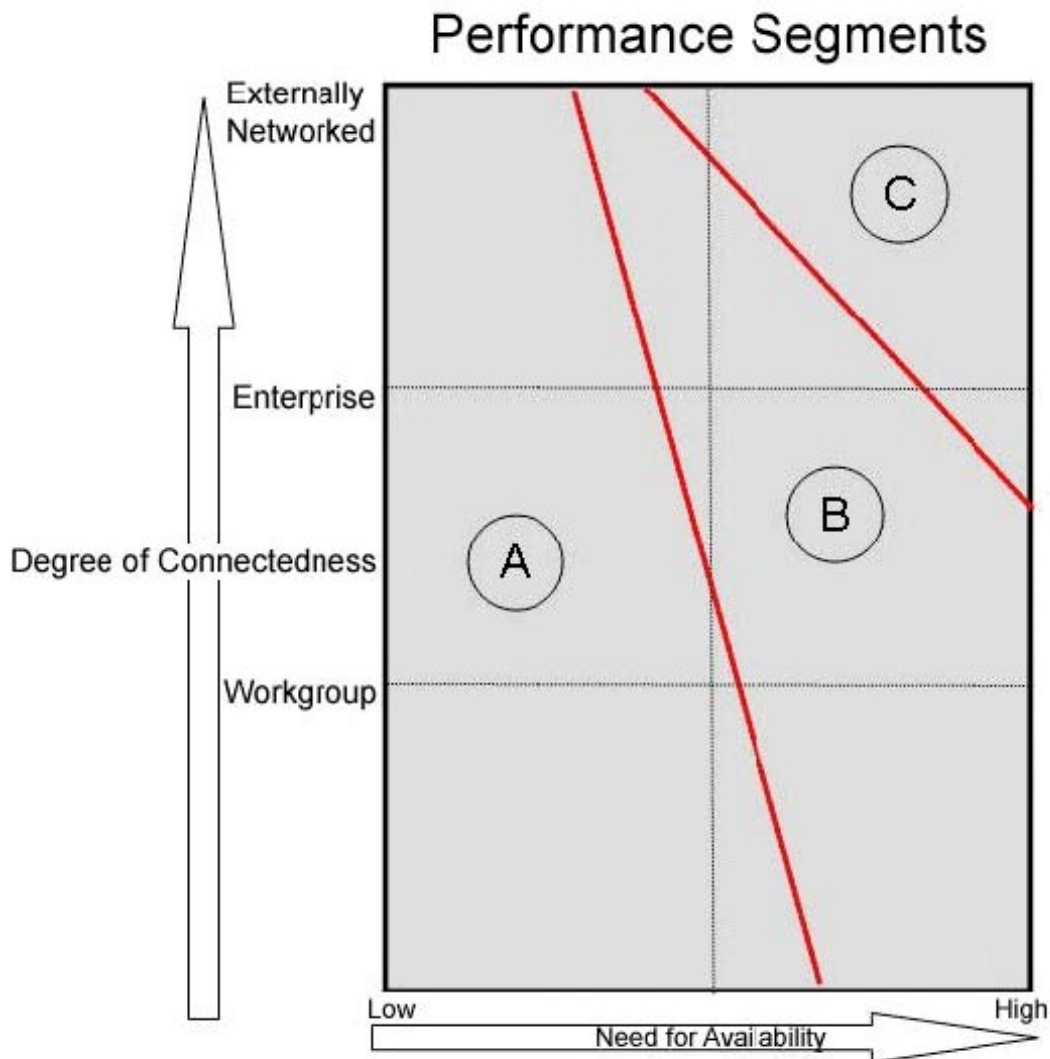
- A. An application shared on a common server and used by a group of developers working on an animation project for a global project launch
- B. An online ticket reservation system deployed by a transportation company that enables the customers to purchase tickets

C. A workflow application deployed by a multinational organization to authorize purchases made in its global branch offices

D. Real time replication of an ERP database to another country (3,000 km away) for mitigating sovereign risk

Answer: B

13. Click the Exhibit button.



Areas A, B, and C are three performance segments that represent demands of application classes. What are the predominant performance characteristics in segments A, B, and C?

A. A=Availability; B=Throughput; C=Ease of Management

B. A=Ease of Management; B=Availability; C=Throughput

C. A=Ease of Management; B=Throughput; C=Availability

D. A=Throughput; B=Ease of Management; C=Availability

Answer: B

14. A 200 GB database is currently hosted on an enterprise storage subsystem. The application requires three point-in-time copies to be presented to three other hosts that perform different types of reporting on the database. A pointer-based point-in-time copy is estimated to use 25% of the original capacity per copy of the database. What is the additional storage demand this application has generated to meet the requirement?

A. 75 GB

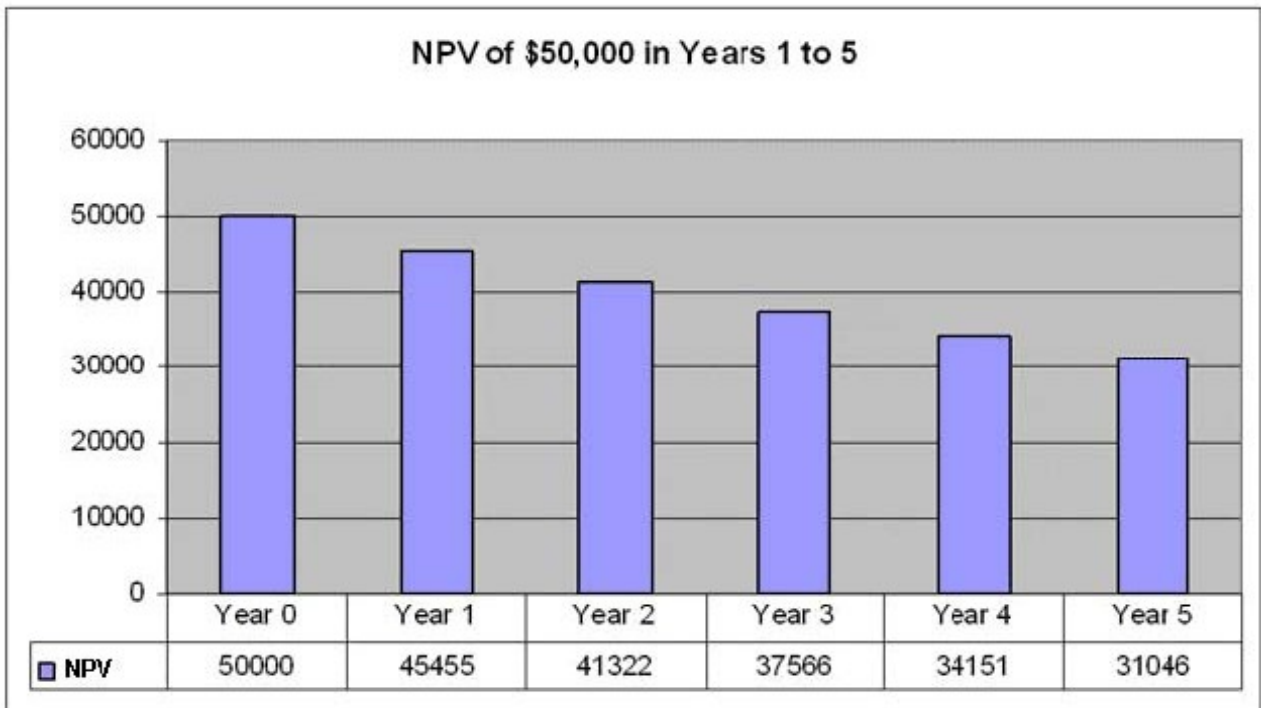
B. 150 GB

C. 200 GB

D. 600 GB

Answer: B

15. Click the Exhibit button.



The chart shows the Net Present Value (NPV) of \$50,000 in 5 years, with a discount rate of 10% each year. The company invests \$98,000 on new monitoring software for its critical database. An annual yield of \$50,000 is expected. What is the first time the company will see its investment yielding positive returns?

A. Year 2

B. Year 3

C. Year 4

D. Year 5

Answer: B

16. A company must decide whether to introduce a new product line. The new product will have startup costs, operational costs, and incoming cash flows over 5 years. This project will have an immediate (T=0) cash outflow of \$100,000 that may include machinery and employee training costs. Other cash outflows for years 1-5 are expected to be \$5,000 per year. Cash inflows are expected to be \$30,000 per year for years 1-5. The required rate of return is 10 percent. The present value (PV) can be calculated for each year: T=0  $-\$100,000 / 1.10^0 = -\$100,000$  PV T=1  $(\$30,000 - \$5,000) / 1.10^1 = \$22,727$  PV T=2  $(\$30,000 - \$5,000) / 1.10^2 = \$20,661$  PV T=3  $(\$30,000 - \$5,000) / 1.10^3 = \$18,783$  PV T=4  $(\$30,000 - \$5,000) / 1.10^4 = \$17,075$  PV T=5  $(\$30,000 - \$5,000) / 1.10^5 = \$15,523$  PV What is the recommendation to the company?

A. The company should invest in the project since it will gain \$125,000 in profit.

B. The company should not invest in the project. It will not see any gain from the investment.

C. The project will break even and it should not be considered.

D. The project will break even and should be considered.

Answer: B

17. The results of an SRM Implementation Study are:

1. Software license costs: \$150,000
2. Software customization and installation: \$50,000 The current projection of a new storage hardware requirement over the next 5 years is estimated at 85 TB. SRM implementation will reduce the storage requirements to 55 TB. The cost of storage is \$50,000 per TB. The 3-year total cost of ownership (TCO) without SRM implementation =  $85 \times (50,000)$  The 3-year total cost of ownership (TCO) with SRM implementation =  $150,000 + 50,000 + 55 \times (50,000)$  What is the return on investment (ROI) with the SRM implementation?

A. 6.5%

B. 65%

C. 650%

D. 6,500%

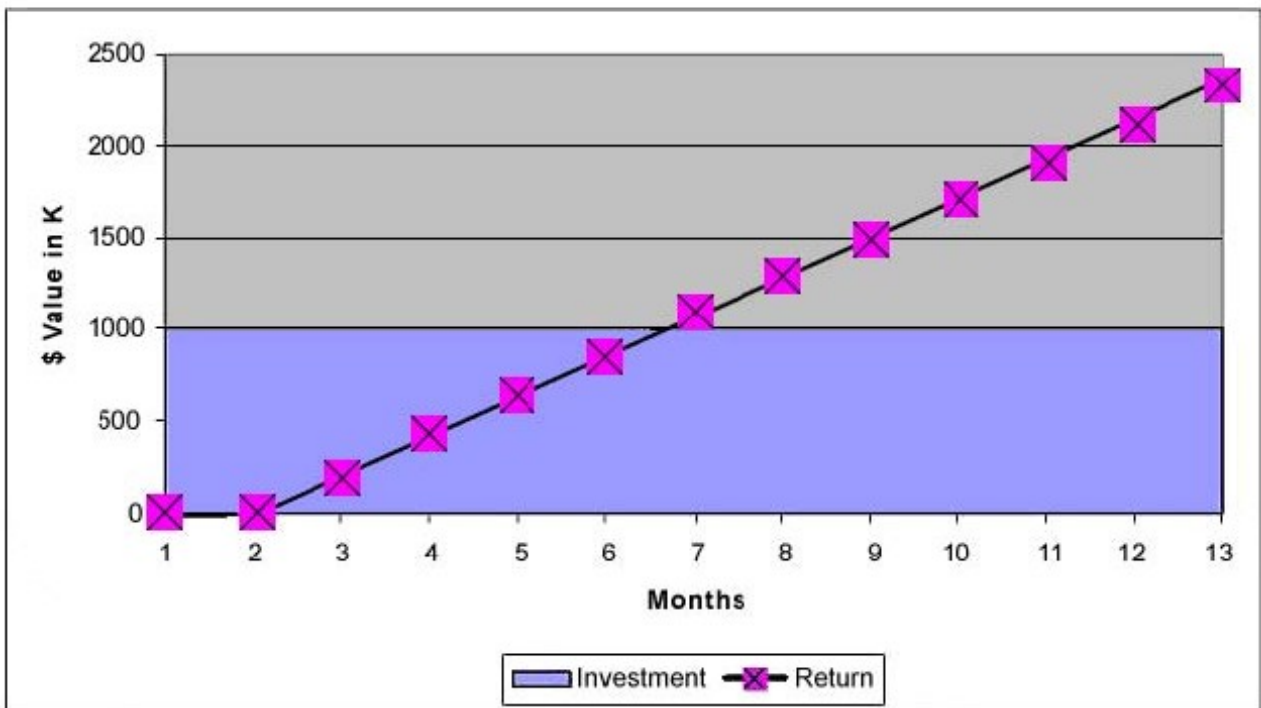
Answer: B

18. What represents a capital cost savings?

- A. Improved asset utilization and recovery of stranded assets
- B. Number of staff/managed TB of storage
- C. Revenue retention and customer loyalty
- D. Reduction in regulatory penalties

Answer: A

19. Click the Exhibit button.



Month	00	01	02	03	04	05	06	07	08	09	10	11	12
Investment	1000												
Return		0	200	250	200	200	250	200	200	200	200	200	250

Based on the chart, when is the break-even point for the investment?

- A. End of month 5
- B. End of month 6
- C. End of month 12

D. Beyond the first year

Answer: B

20. What are the three key elements of business value analysis?

A. Availability, reliability, serviceability

B. Increased revenue, cost avoidance, reduced costs

C. Regulatory requirements, SLA penalties, competitive offerings

D. Storage performance, throughput, bandwidth

Answer: B